



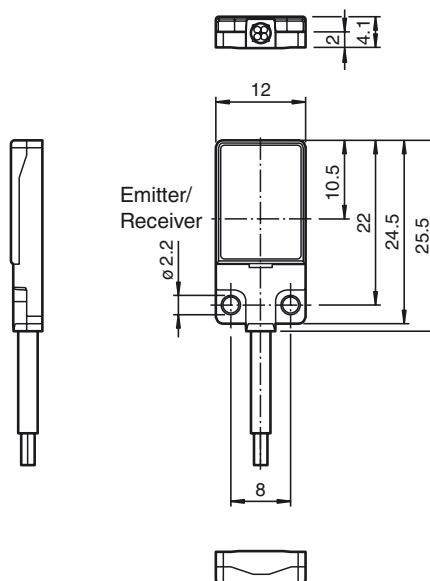
Model Number

OBE500-R2F-SE0
 Thru-beam sensor (pair)
 with 2 m fixed cable

Features

- Very flat design for direct mounting without mounting bracket
- Very bright, highly visible light spot

Dimensions



Electrical connection



Release date: 2019-10-29 09:53 Date of issue: 2019-10-29 253559_eng.xml

Refer to "General Notes Relating to Pepperl+Fuchs Product Information".

Technical data**System components**

Emitter	OBE500-R2F-S
Receiver	OBE500-R2F-E0

General specifications

Effective detection range	0 ... 500 mm
---------------------------	--------------

Threshold detection range	700 mm
---------------------------	--------

Light source	LED
Light type	modulated visible red light , 630 nm
LED risk group labelling	exempt group
Angle deviation	approx. 2 °
Object size	typ. starts from 1.5 mm
Diameter of the light spot	approx. 90 mm at a distance of 500 mm
Angle of divergence	approx. 5 °
Optical face	frontal
Ambient light limit	EN 60947-5-2 : 25000 Lux

Functional safety related parameters

MTTF _d	806 a
Mission Time (T _M)	20 a
Diagnostic Coverage (DC)	0 %

Indicators/operating means

Operation indicator	LED green, statically lit Power on , short-circuit : LED green flashing (approx. 4 Hz)
Function indicator	Receiver: LED yellow, lights up when light beam is free, flashes when falling short of the stability control ; OFF when light beam is interrupted

Electrical specifications

Operating voltage	U _B	10 ... 30 V DC
No-load supply current	I ₀	< 10 mA
Protection class		III

Input

Test input	Test of switching function at 0 V
------------	-----------------------------------

Output

Switching type	NO contact / dark on	
Signal output	1 NPN output, short-circuit protected, reverse polarity protected, open collector	
Switching voltage	max. 30 V DC	
Switching current	max. 50 mA , resistive load	
Voltage drop	U _d	≤ 1.5 V DC
Switching frequency	f	approx. 1 kHz
Response time		500 μs

Conformity

Product standard	EN 60947-5-2
------------------	--------------

Ambient conditions

Ambient temperature	-20 ... 60 °C (-4 ... 140 °F)
Storage temperature	-20 ... 70 °C (-4 ... 158 °F)

Mechanical specifications

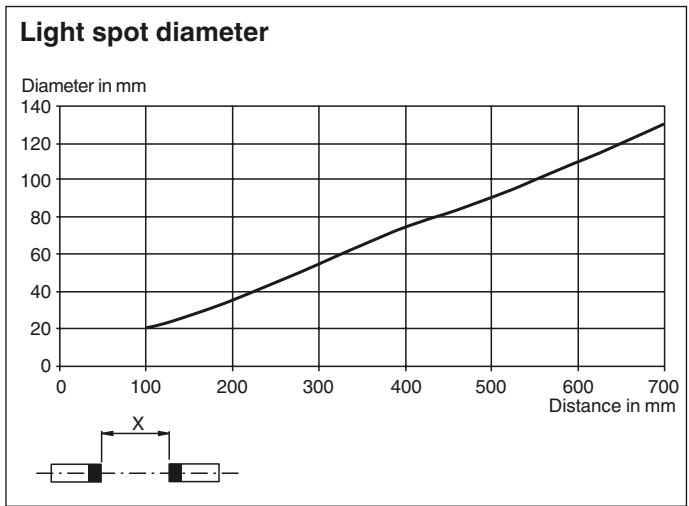
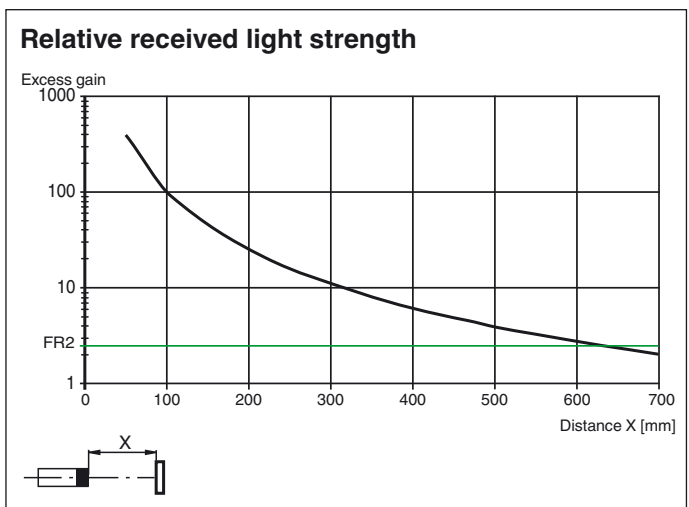
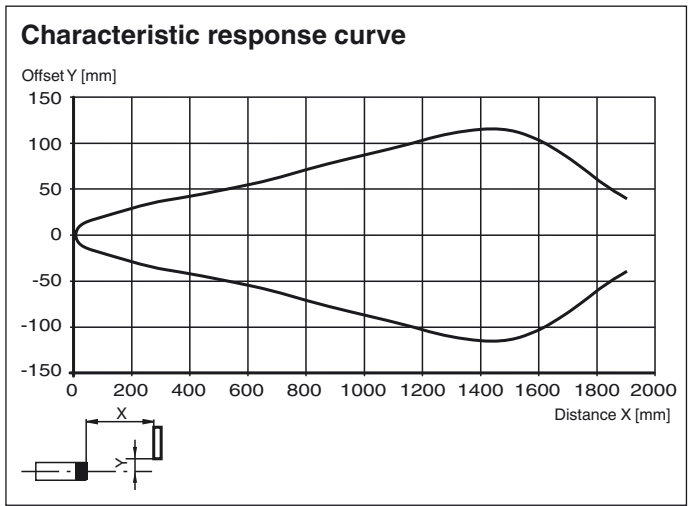
Housing width	12 mm
Housing height	25.5 mm
Housing depth	4.1 mm
Degree of protection	IP67
Connection	2 m fixed cable
Material	
Housing	PC (Polycarbonate) and Stainless steel
Optical face	PMMA
Cable	PUR
Mass	approx. 20 g Per sensor
Tightening torque, fastening screws	0.25 Nm
Cable length	2 m

Approvals and certificates

UL approval	E87056 , cULus Recognized, Class 2 Power Source
CCC approval	CCC approval / marking not required for products rated ≤36 V

Other suitable accessories can be found at
www.pepperl-fuchs.com

Curves/Diagrams



Release date: 2019-10-29 09:53 Date of issue: 2019-10-29 253559_eng.xml

Refer to "General Notes Relating to Pepperl+Fuchs Product Information".